



FOUNDATION FOR
ADVANCING ALCOHOL
RESPONSIBILITY



DRUNK DRIVING
FATALITIES



2013 State of

Drunk Driving Fatalities

IN AMERICA

BOARD OF DIRECTORS

Bacardi U.S.A., Inc.

Beam Suntory Inc.

Brown-Forman

Constellation Brands, Inc.

DIAGEO

Edrington

Hood River Distillers, Inc.

Pernod Ricard USA.

NATIONAL ADVISORY BOARD

The Honorable Thurbert E. Baker

Partner, McKenna, Long & Aldridge LLP
Former Georgia Attorney General

Charles G. Curie

Principal, The Curie Group, LLC

The Honorable Michael R. Fields

Judge, Harris County Criminal Court #14

Carley Graham Garcia

Global Industry Relations, Google, Inc.

Deborah Gilboa, M.D.

Clinical Associate Professor at University
of Pittsburgh, School of Medicine
Leading Parenting Expert

Lisa Graham Keegan

Principal, Keegan Company
Former Superintendent of Public Instruction
State of Arizona

Robert L. King, J.D.

President, Kentucky Council on
Postsecondary Education

Overview



FOUNDATION FOR
ADVANCING ALCOHOL
RESPONSIBILITY

The leader in the fight to eliminate drunk driving and underage drinking, the Foundation for Advancing Alcohol Responsibility (Responsibility.org) is a national, independent, not-for-profit organization funded by the nation's leading distillers. Founded in 1991, Responsibility.org has transformed countless lives through programs that bring individuals, families and communities together to guide a lifetime of conversations around alcohol responsibility. Building upon a longstanding history of corporate social responsibility and the philosophy that collective actions have a greater impact than individual efforts, our funders, Bacardi U.S.A., Inc.; Beam Suntory; Brown-Forman; Constellation Brands, Inc.; DIAGEO; Edrington; Hood River Distillers, Inc.; and Pernod Ricard USA, have demonstrated their support for Responsibility.org's mission over the past 24 years by investing in the development and implementation of innovative programs, public awareness campaigns, and research. An independent Advisory Board of distinguished leaders in business, government, education, medicine and other relevant disciplines assists us in these efforts.

Since Responsibility.org's inception, drunk driving fatalities and underage drinking have reached record low levels. Alcohol-impaired driving fatalities have decreased 36% since 1991, while total driving fatalities have declined 21%. Among our nation's youth, the decline in drunk driving fatalities among those under 21 has been even more significant, decreasing 63% since Responsibility.org's formation. Current underage drinking has decreased 43% among students in eighth, tenth and twelfth grade since 1991. While we cannot claim sole responsibility for these reductions, the Foundation for Advancing Alcohol Responsibility has played a significant role in helping to reach these historic low levels of drunk driving fatalities and underage consumption.

Despite this progress we still have more work to do. Our mission to lead the fight against drunk driving and underage drinking, as well as its cultural acceptance, is stronger than ever. Since Responsibility.org initially brought national attention to the problem of the hardcore drunk driver, a group of drunk driving offenders who are disproportionately

responsible for drunk driving fatalities on our nation's roads, the proportion of DUI arrests among repeat offenders has declined 19% from approximately one-third to 25%. However, these hardcore drunk drivers continue to wreak havoc on our nation's roads – the average BAC among drunk drivers in fatal crashes is .18, more than double the legal limit. In 2013, 71% of drunk driving fatalities, where there is a known alcohol-test result for the driver, involved a high BAC driver – a trend that has remained relatively unchanged for more than a decade. Furthermore, these high BAC drivers were seven times more likely to have a prior driving while intoxicated (DWI) conviction in the past three years. Responsibility.org believes strong laws enabling swift identification, certain punishment and effective treatment alongside data-driven, evidence-based and innovative programs and policies are necessary to significantly eliminate instances of drunk driving and recidivism.

The Foundation for Advancing Alcohol Responsibility has transformed countless lives through programs that have contributed to historic lows in drunk driving and underage drinking. Responsibility.org remains committed to working alongside all sectors of the community in this important fight to advance policies and programs to help eliminate drunk driving and underage drinking. Therefore, I trust this information will serve as a useful resource to those interested in this effort.

A handwritten signature in black ink, reading "Ralph S. Blackman".

Ralph S. Blackman

President & CEO

Foundation for Advancing Alcohol Responsibility

2345 Crystal Drive, Suite 710

Arlington, Virginia 22202

Phone 202-637-0077



Alcohol-Impaired Fatality

Drivers in all 50 states and D.C. are considered to be alcohol-impaired if their blood alcohol concentration (BAC) is .08 grams per deciliter (g/dL) or higher. Any fatality occurring in a crash involving at least one driver, or motorcycle operator, with a BAC of .08 or higher is considered to be an alcohol-impaired driving fatality. The term alcohol-impaired does not indicate that a crash or a fatality was the result of alcohol impairment. In producing national and state alcohol-impaired statistics, the National Highway Traffic Safety Administration (NHTSA) estimates the extent of alcohol involvement when alcohol test results are unknown.

Alcohol-Involved Fatality

Alcohol-involved fatalities are those where at least one driver, or motorcycle operator, has a positive BAC of .01 or higher. In producing national and state alcohol-involved statistics, NHTSA estimates the extent of alcohol involvement when alcohol test results are unknown.

Blood Alcohol Concentration (BAC)

BAC is measured in grams of alcohol per 100 milliliters of blood. A BAC of .01 indicates .01 grams of alcohol per 100 milliliters of blood. As of July 2004, all 50 states and D.C. have passed legislation establishing a driver with a BAC of .08 to be legally intoxicated. Additionally, 48 states and D.C. have laws that increase penalties for those convicted of driving with elevated or "high" BAC levels.

Hardcore Drunk Drivers

Hardcore drunk drivers, those who drive with a high BAC of .15 or above, do so repeatedly, as demonstrated by having more than one drunk driving arrest, and are highly resistant to changing their behavior despite previous sanctions, treatment or education efforts.

Rates per 100,000 Population

The rate of alcohol-impaired fatalities per 100,000 population is the number of alcohol-impaired fatalities for every 100,000 persons in the population being measured. For example, an alcohol-impaired fatality rate of 3.2 per 100,000 population nationally means that for every 100,000 people in the nation, there were approximately three alcohol-impaired fatalities.

Repeat Offenders

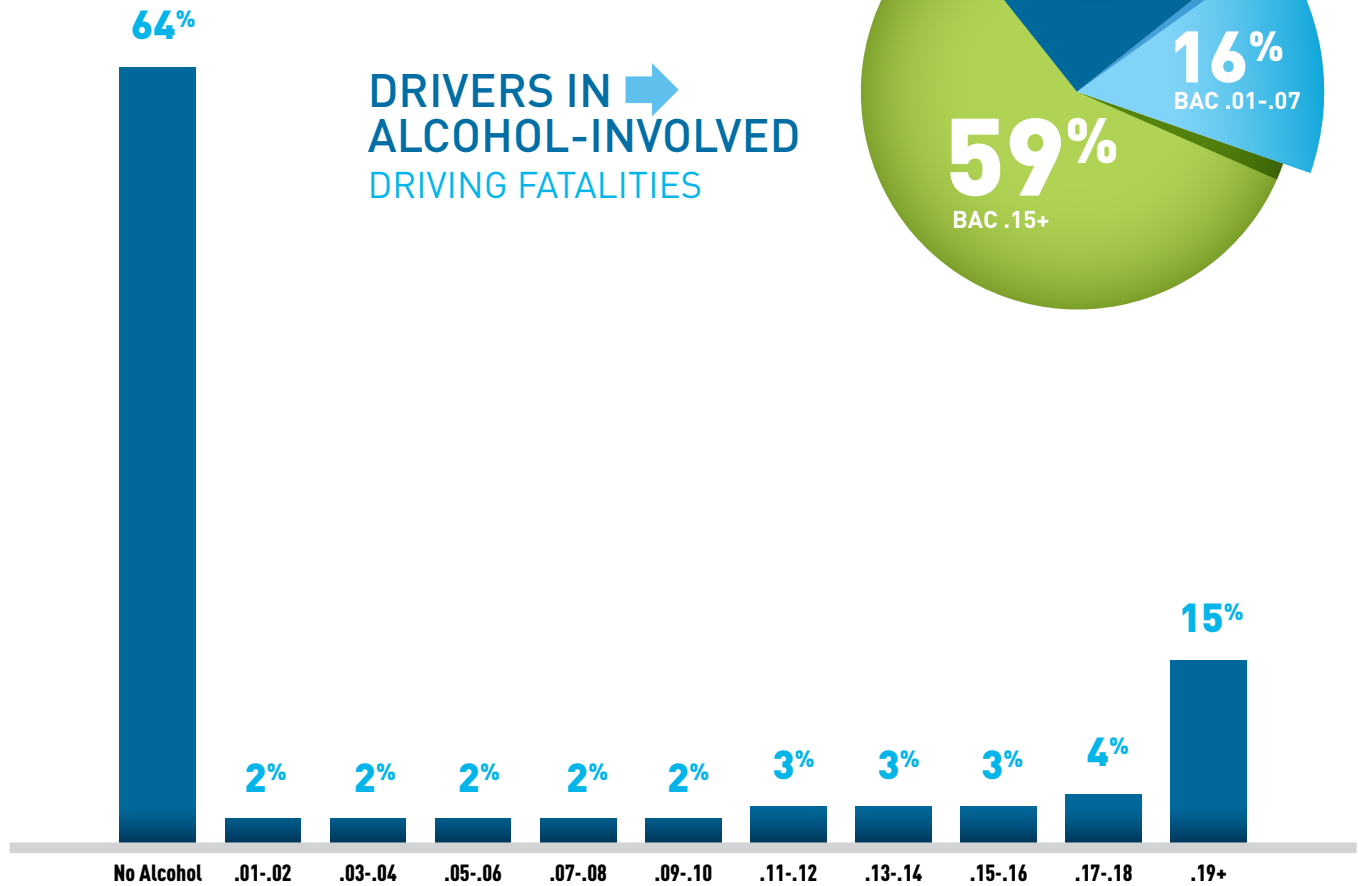
The NHTSA/FARS data records prior driving records (convictions only, not violations) for driving while intoxicated events occurring within three years of the date of the crash. The same driver can have one or more of these convictions during this three year period. Drivers who have a prior conviction in this three year period are reported as repeat offenders.

Percent of 2013 Driving Fatalities by BAC Test Result



FOUNDATION FOR
ADVANCING ALCOHOL
RESPONSIBILITY

In 2013, drunk driving accounted for 31% of all traffic fatalities. Nearly six out of ten alcohol-involved fatal crashes involved high BAC drivers.

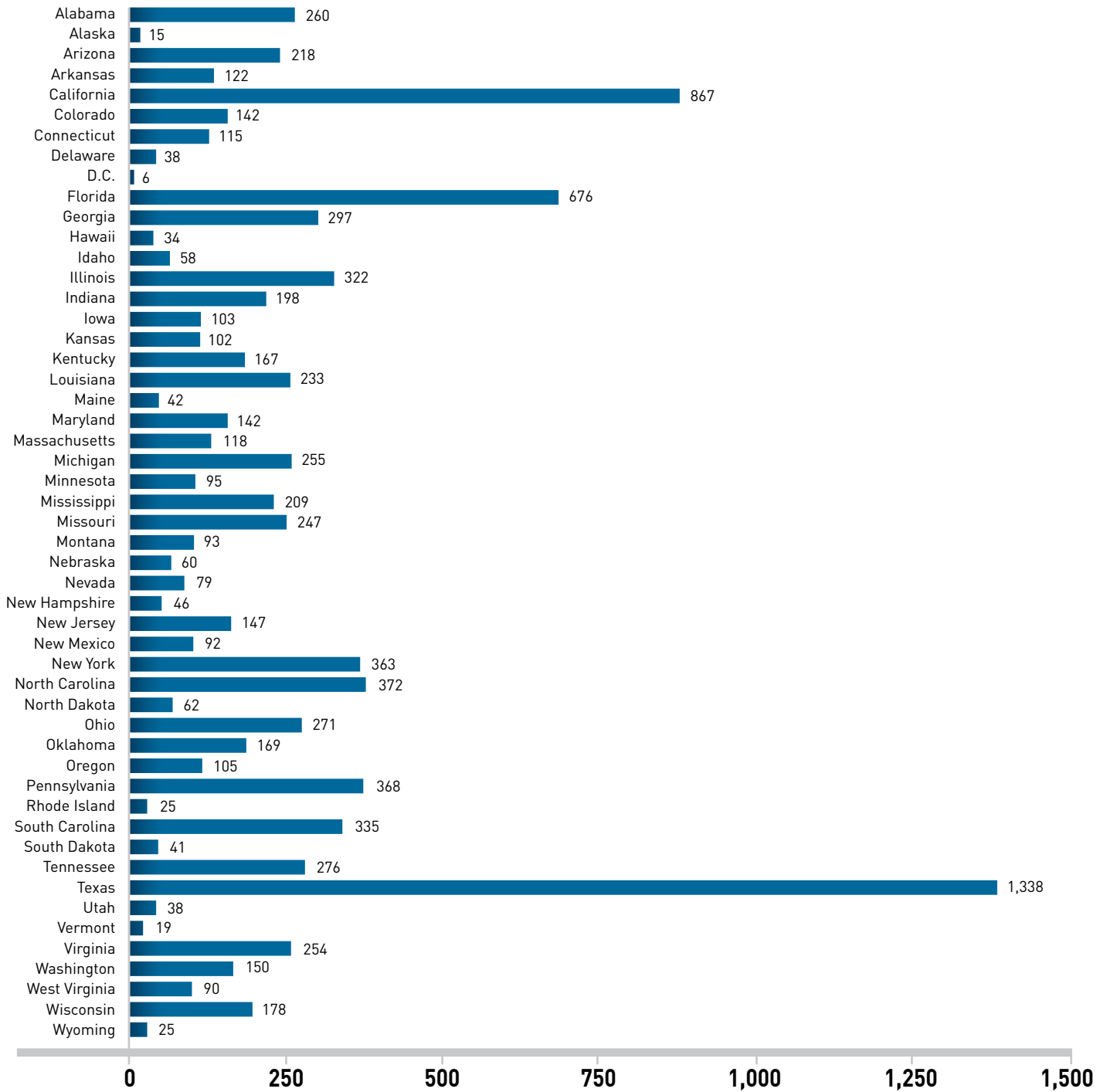


Source: NHTSA, FARS ARF of Drivers with Known BAC, 1/15
Total may not equal the sum of categories due to rounding.

Alcohol-Impaired Driving Fatality Data 2013



FOUNDATION FOR
ADVANCING ALCOHOL
RESPONSIBILITY



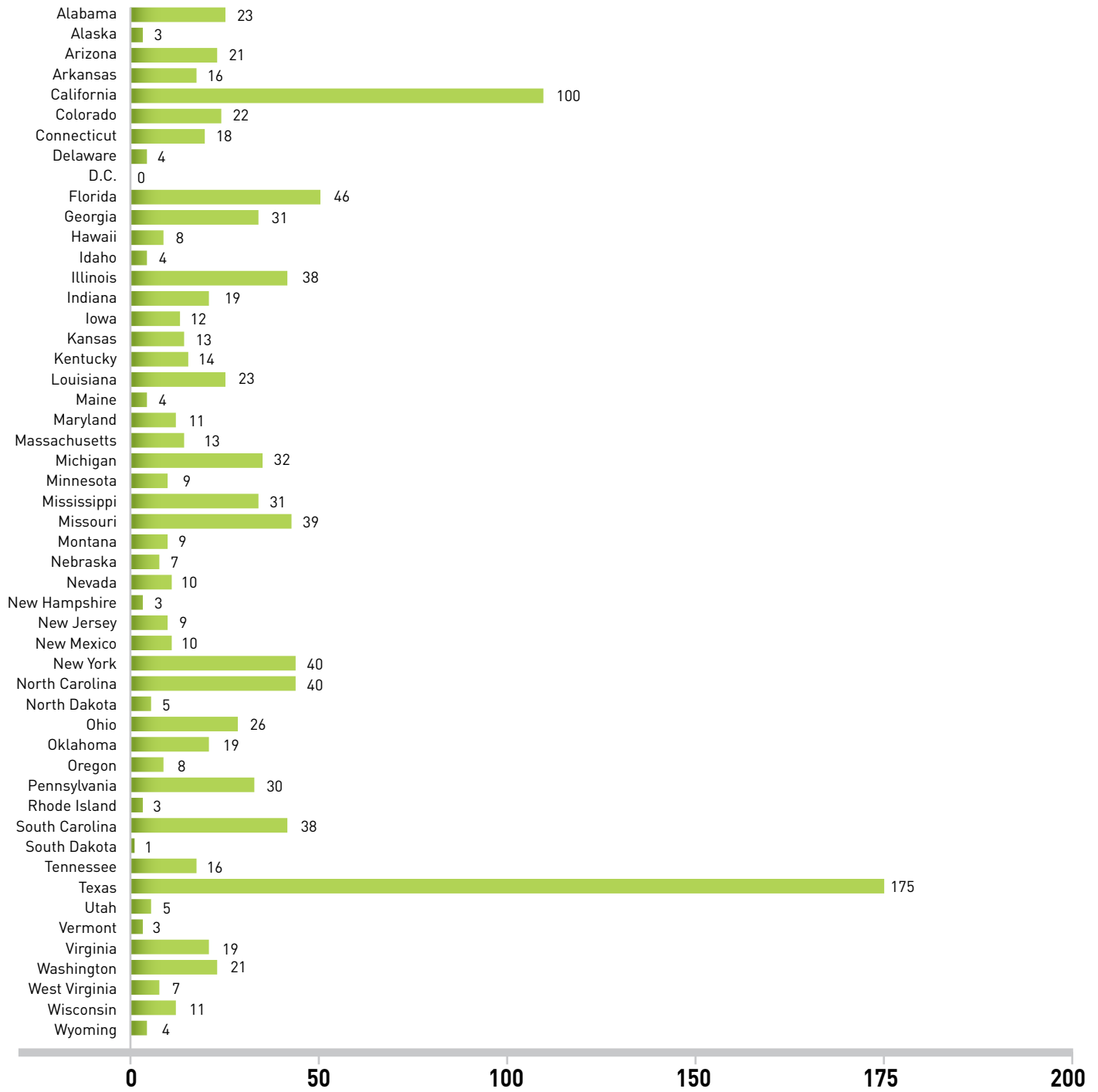
Source: NHTSA, FARS, 1/15
Total may not equal sum of the states due to rounding.

US TOTAL 10,076

Under 21 Alcohol-Impaired Driving Fatality Data 2013



FOUNDATION FOR
ADVANCING ALCOHOL
RESPONSIBILITY



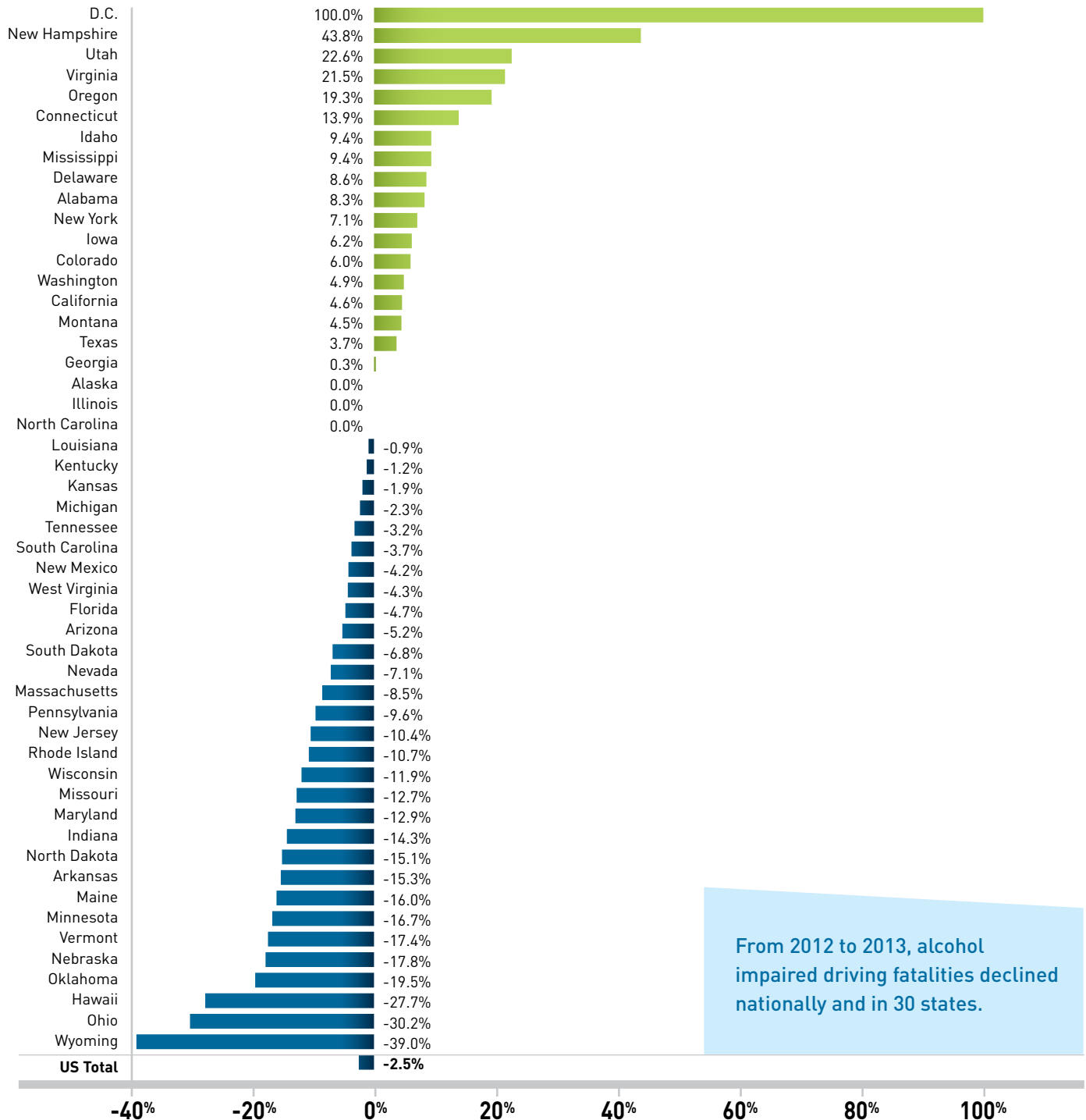
Source: NHTSA, FARS, 1/15
Total may not equal sum of the states due to rounding.

US TOTAL 1,072

Percent Change in Alcohol-Impaired Driving Fatalities from 2012 to 2013



FOUNDATION FOR
ADVANCING ALCOHOL
RESPONSIBILITY



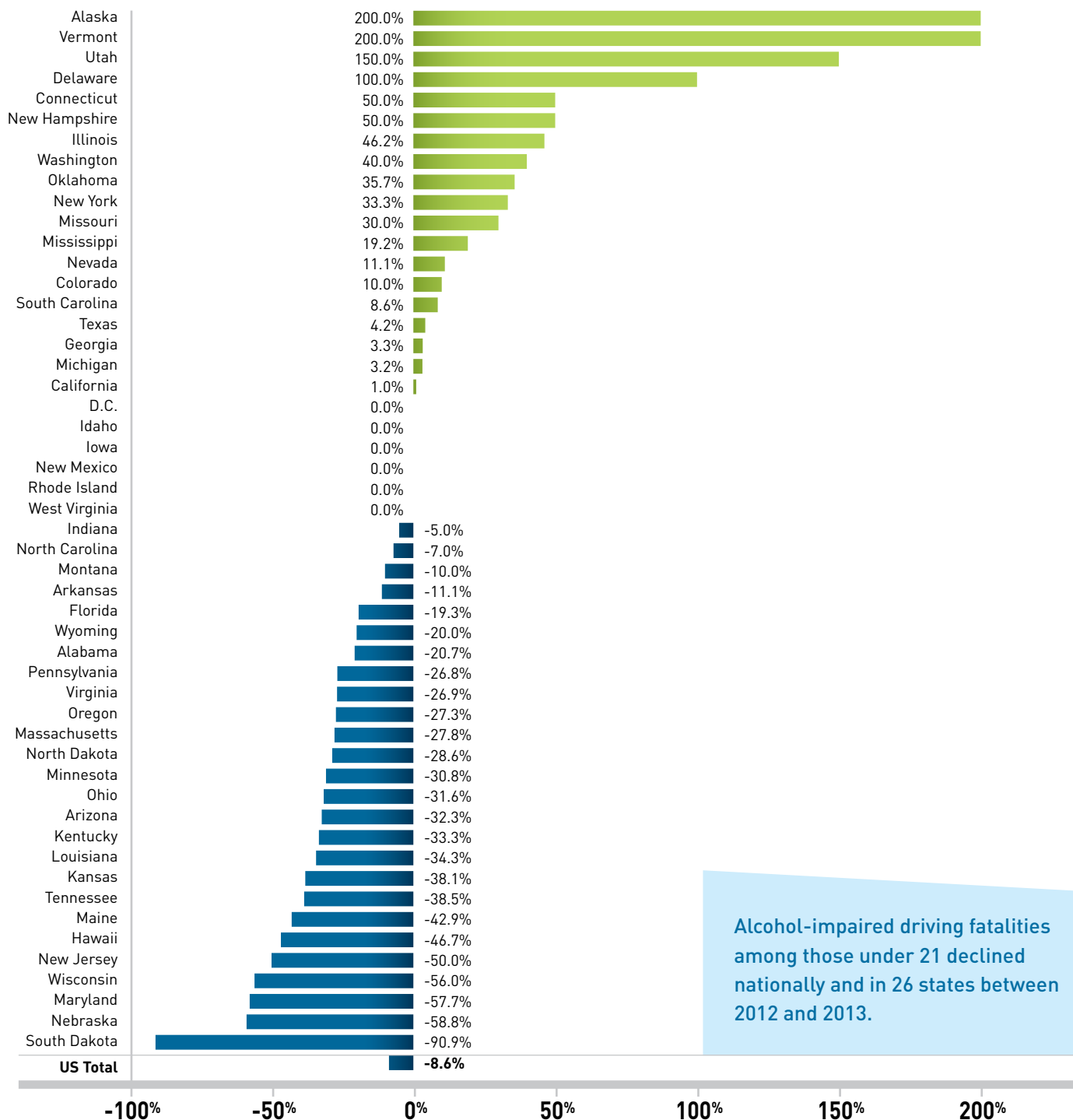
From 2012 to 2013, alcohol impaired driving fatalities declined nationally and in 30 states.

Source: NHTSA, FARS, 1/15

Under 21 Percent Change in Alcohol-Impaired Driving Fatalities from 2012 to 2013



FOUNDATION FOR
ADVANCING ALCOHOL
RESPONSIBILITY



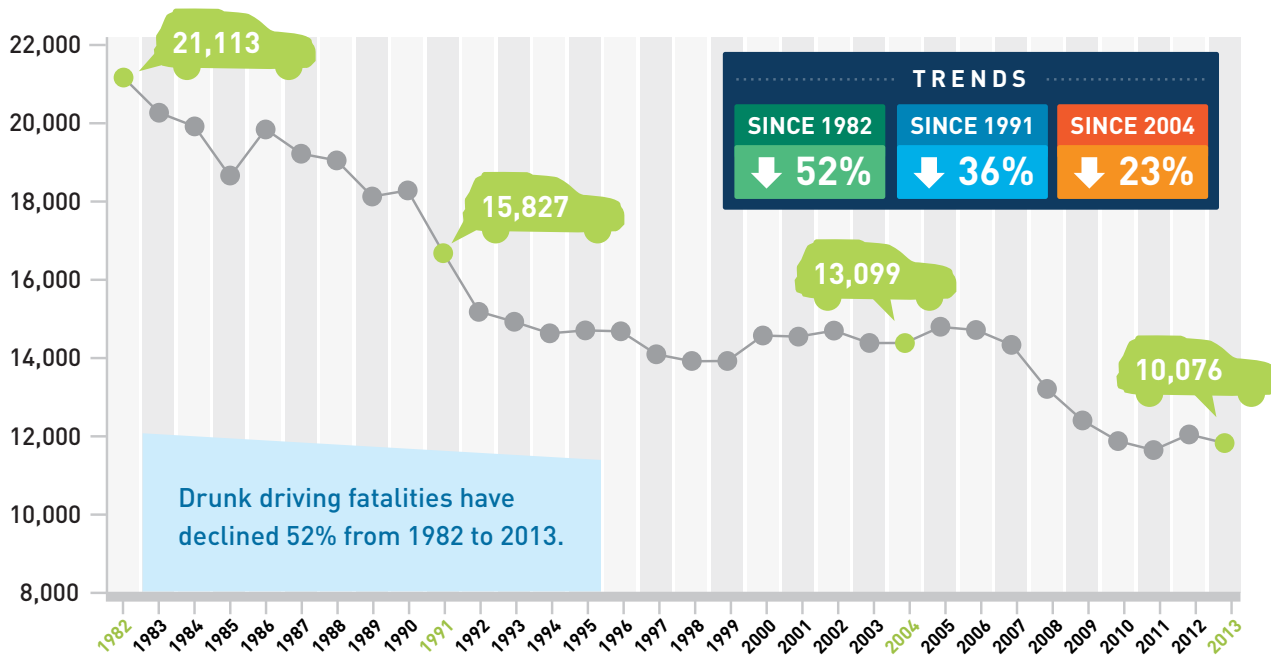
Source: NHTSA, FARS, 1/15

Alcohol-Impaired Driving Fatalities 1982-2013

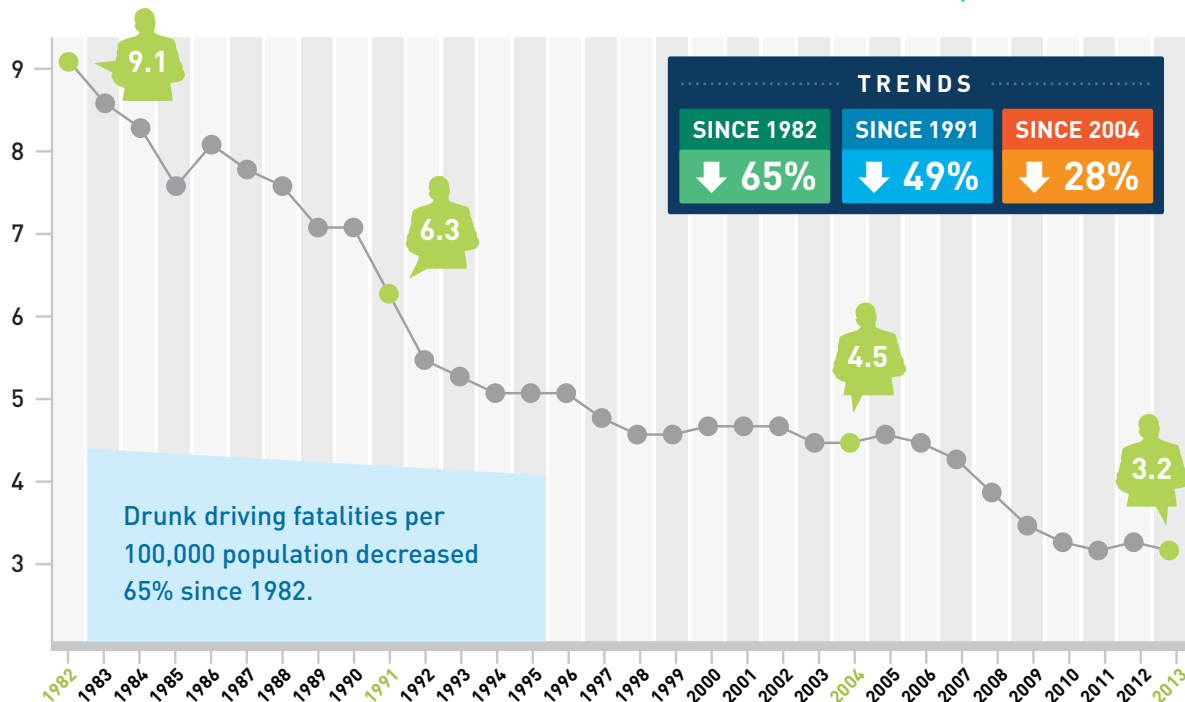


FOUNDATION FOR
ADVANCING ALCOHOL
RESPONSIBILITY

TOTAL ALCOHOL-IMPAIRED DRIVING FATALITIES



RATE OF TOTAL ALCOHOL-IMPAIRED DRIVING FATALITIES PER 100,000 POPULATION



Top Chart - Source: NHTSA/FARS, 1/15

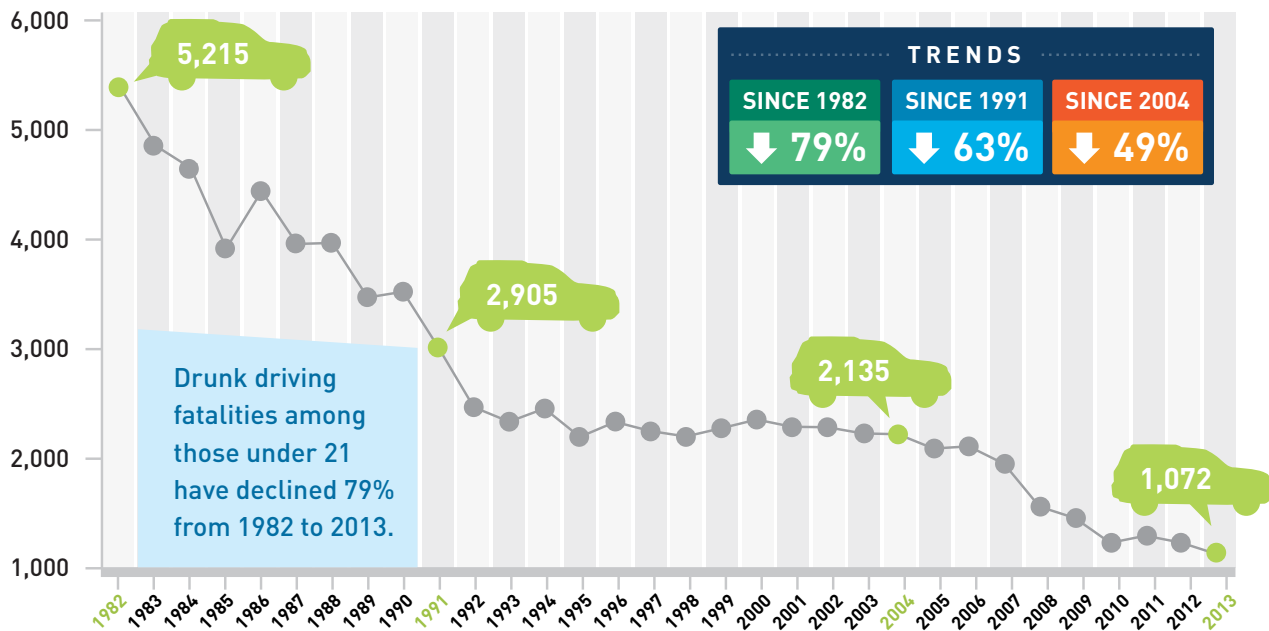
Bottom Chart - Source: NHTSA, FARS and U.S. Census Bureau, 1/15

Under 21 Alcohol-Impaired Driving Fatalities 1982-2013

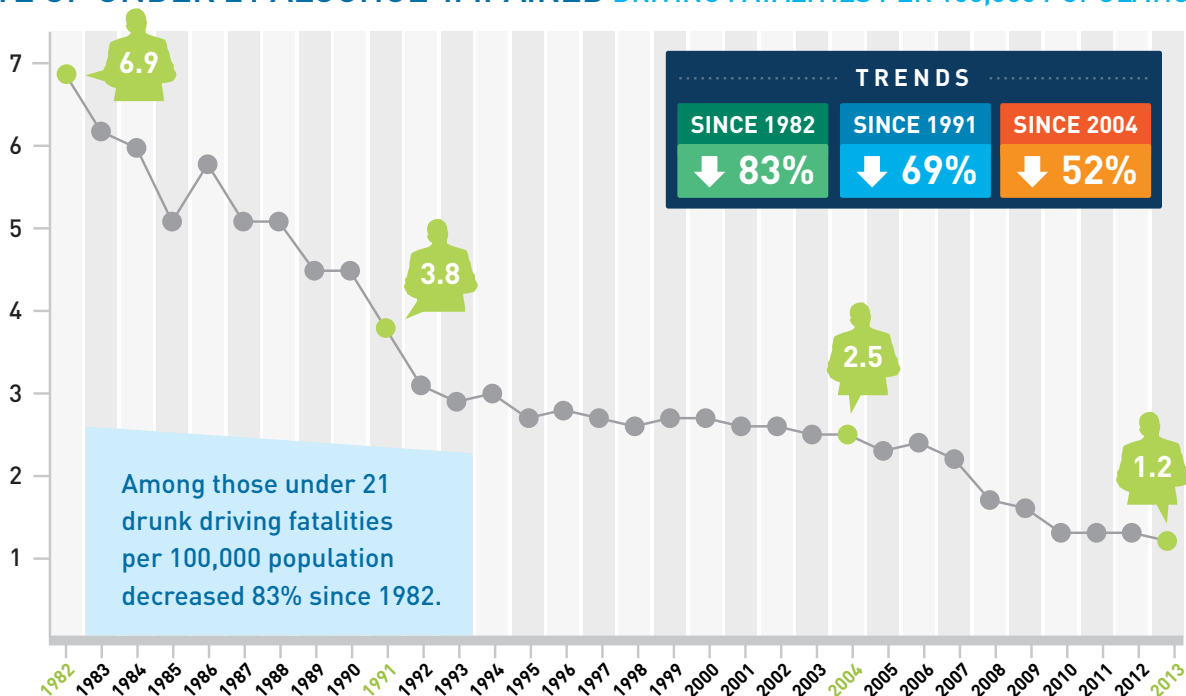


FOUNDATION FOR
ADVANCING ALCOHOL
RESPONSIBILITY

UNDER 21 ALCOHOL-IMPAIRED DRIVING FATALITIES



RATE OF UNDER 21 ALCOHOL-IMPAIRED DRIVING FATALITIES PER 100,000 POPULATION



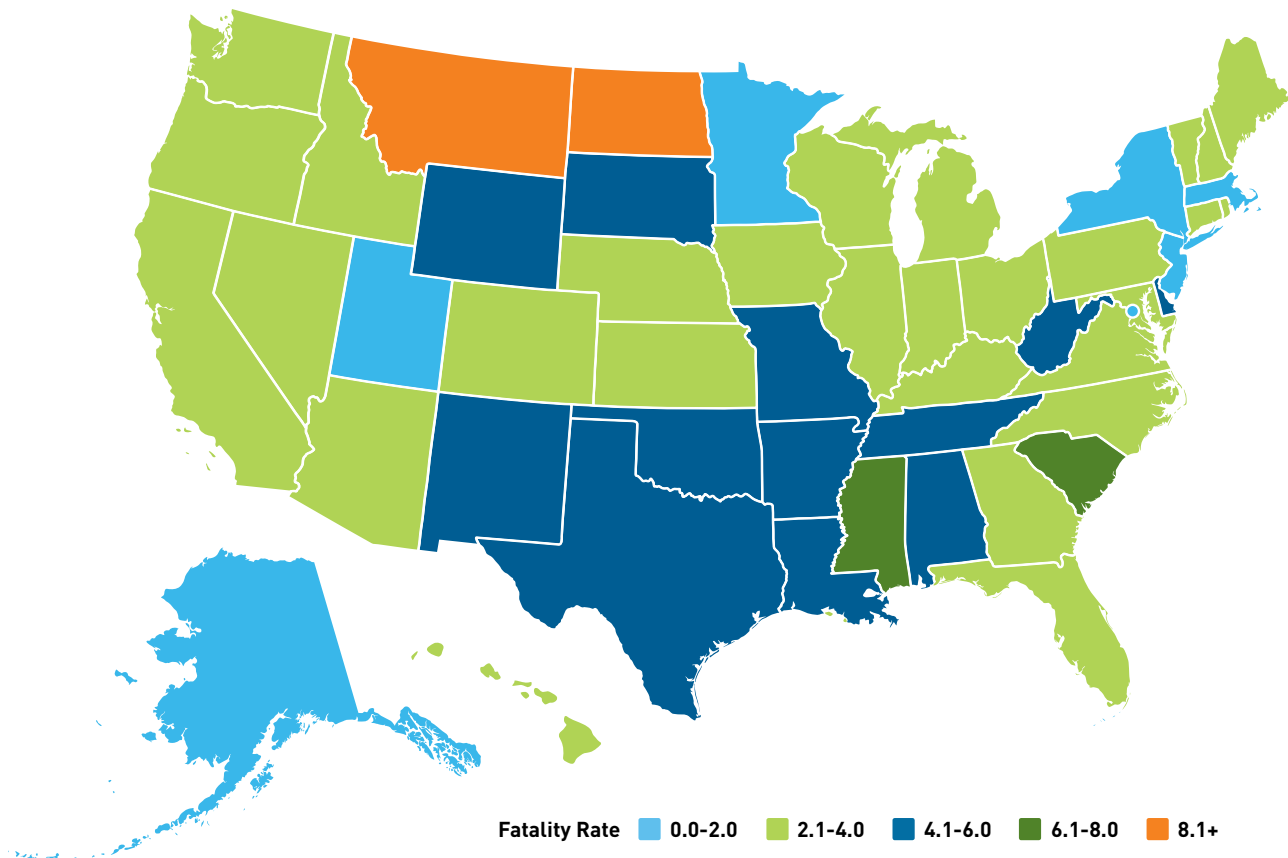
Top Chart - Source: NHTSA/FARS, 1/15

Bottom Chart - Source: NHTSA, FARS and U.S. Census Bureau, 1/15

2013 Alcohol-Impaired Driving Fatalities Per 100,000 Population by State



FOUNDATION FOR
ADVANCING ALCOHOL
RESPONSIBILITY



In 26 states and D.C., alcohol-impaired driving fatalities per 100,000 population were at or below the national average of 3.2 deaths per 100,000 population.

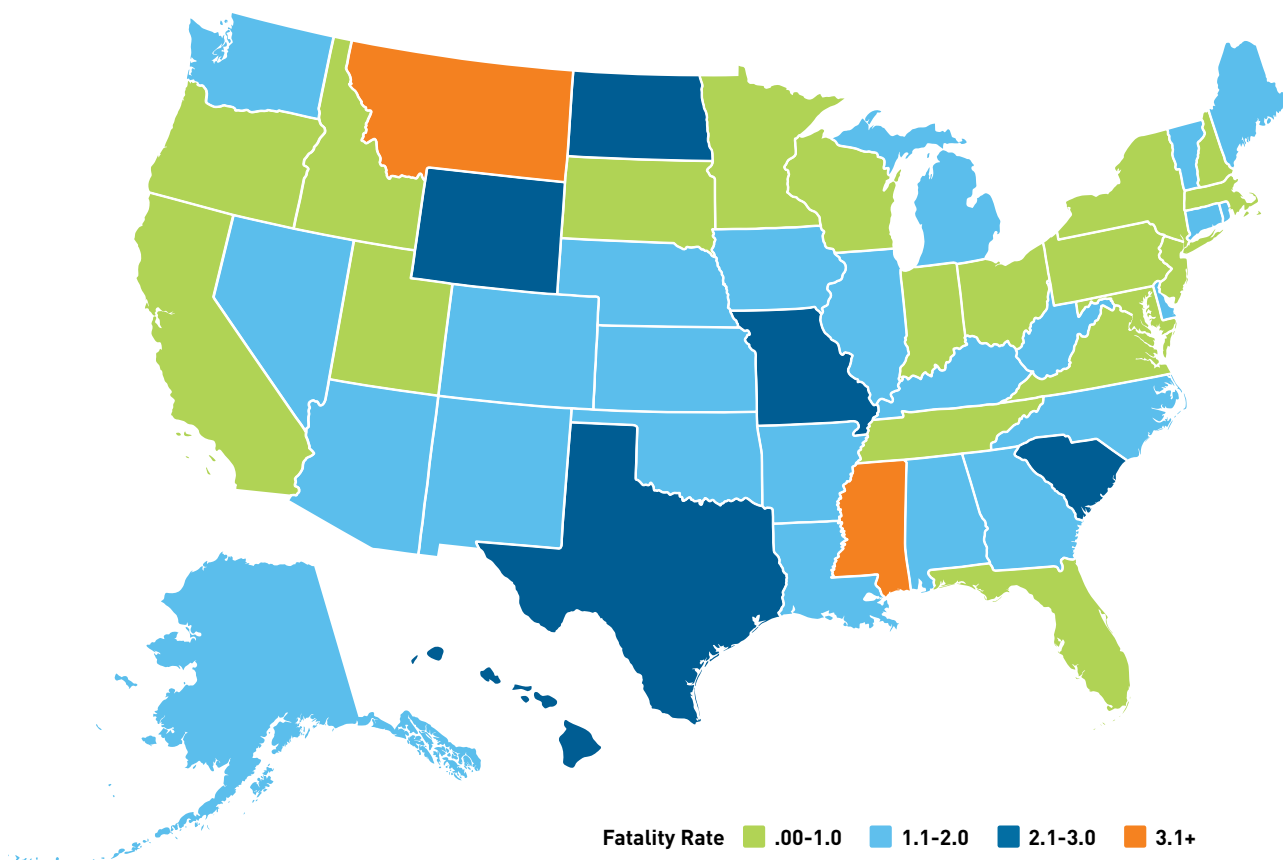
Alabama	5.4	Kentucky	3.8	Ohio	2.3
Alaska	2.0	Louisiana	5.0	Oklahoma	4.4
Arizona	3.3	Maine	3.2	Oregon	2.7
Arkansas	4.1	Maryland	2.4	Pennsylvania	2.9
California	2.3	Massachusetts	1.8	Rhode Island	2.4
Colorado	2.7	Michigan	2.6	South Carolina	7.0
Connecticut	3.2	Minnesota	1.8	South Dakota	4.8
Delaware	4.1	Mississippi	7.0	Tennessee	4.2
D.C.	0.9	Missouri	4.1	Texas	5.0
Florida	3.4	Montana	9.2	Utah	1.3
Georgia	3.0	Nebraska	3.2	Vermont	3.0
Hawaii	2.4	Nevada	2.8	Virginia	3.1
Idaho	3.6	New Hampshire	3.5	Washington	2.2
Illinois	2.5	New Jersey	1.6	West Virginia	4.9
Indiana	3.0	New Mexico	4.4	Wisconsin	3.1
Iowa	3.3	New York	1.8	Wyoming	4.3
Kansas	3.5	North Carolina	3.8	US Total	3.2
		North Dakota	8.6		

Source: NHTSA, FARS and U.S. Census Bureau, 1/15

2013 Under 21 Alcohol-Impaired Driving Fatalities Per 100,000 Population by State



FOUNDATION FOR
ADVANCING ALCOHOL
RESPONSIBILITY



In 25 states and D.C., under 21 alcohol-impaired driving fatalities per 100,000 population were at or below the national average of 1.2 deaths per 100,000 population.

Alabama	1.8	Kentucky	1.2	Ohio	0.8
Alaska	1.4	Louisiana	1.8	Oklahoma	1.7
Arizona	1.1	Maine	1.3	Oregon	0.8
Arkansas	1.9	Maryland	0.7	Pennsylvania	0.9
California	0.9	Massachusetts	0.8	Rhode Island	1.1
Colorado	1.5	Michigan	1.2	South Carolina	3.0
Connecticut	1.9	Minnesota	0.6	South Dakota	0.4
Delaware	1.6	Mississippi	3.6	Tennessee	0.9
D.C.	0.0	Missouri	2.4	Texas	2.1
Florida	1.0	Montana	3.4	Utah	0.5
Georgia	1.1	Nebraska	1.3	Vermont	1.9
Hawaii	2.2	Nevada	1.3	Virginia	0.9
Idaho	0.8	New Hampshire	0.9	Washington	1.1
Illinois	1.1	New Jersey	0.4	West Virginia	1.5
Indiana	1.0	New Mexico	1.7	Wisconsin	0.7
Iowa	1.4	New York	0.8	Wyoming	2.5
Kansas	1.5	North Carolina	1.5	US Total	1.2
		North Dakota	2.5		

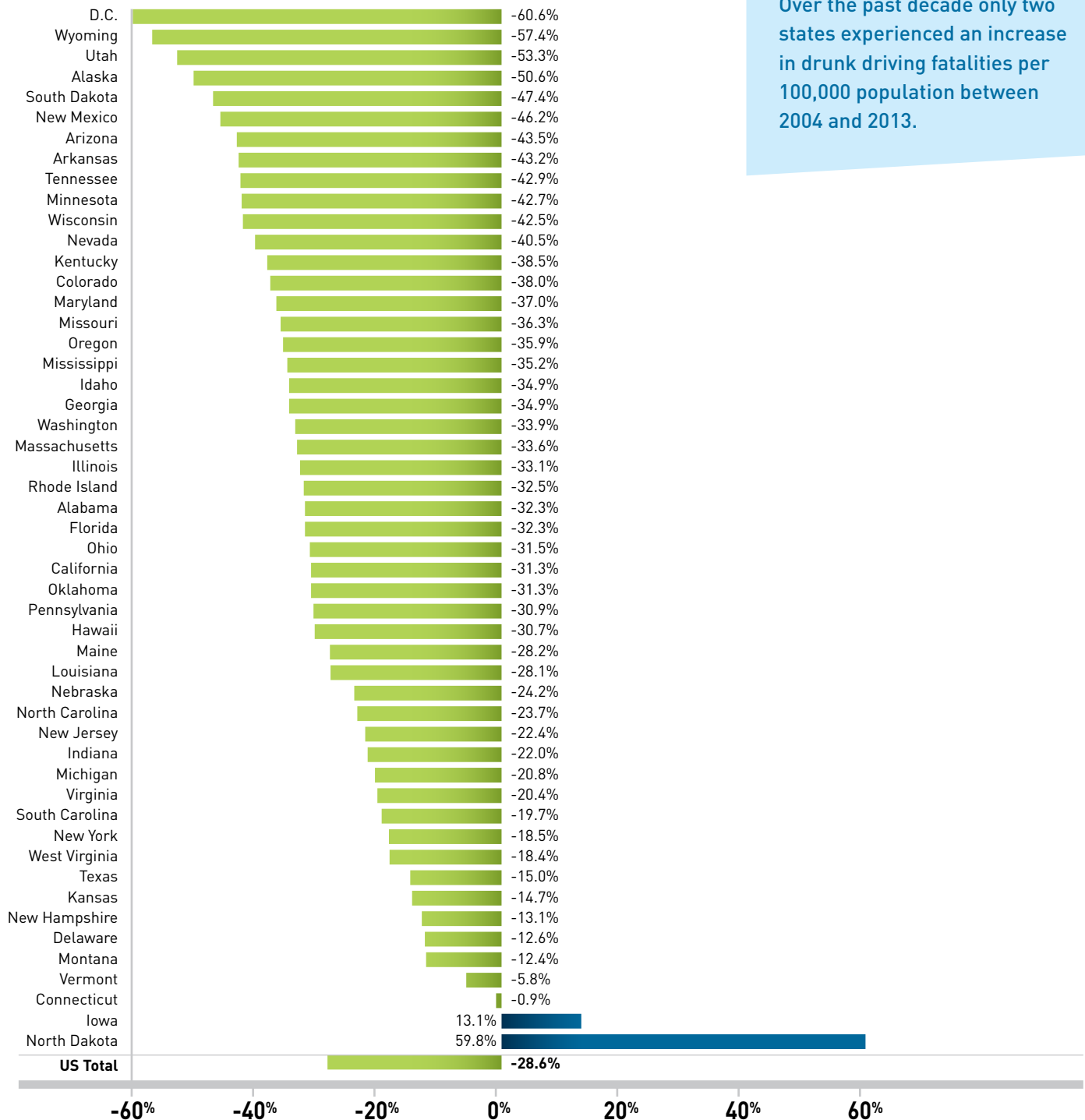
Source: NHTSA, FARS and U.S. Census Bureau, 1/15

Percent Change in Drunk Driving Fatality Rates from 2004 to 2013 by State Rank



FOUNDATION FOR
ADVANCING ALCOHOL
RESPONSIBILITY

Over the past decade only two states experienced an increase in drunk driving fatalities per 100,000 population between 2004 and 2013.



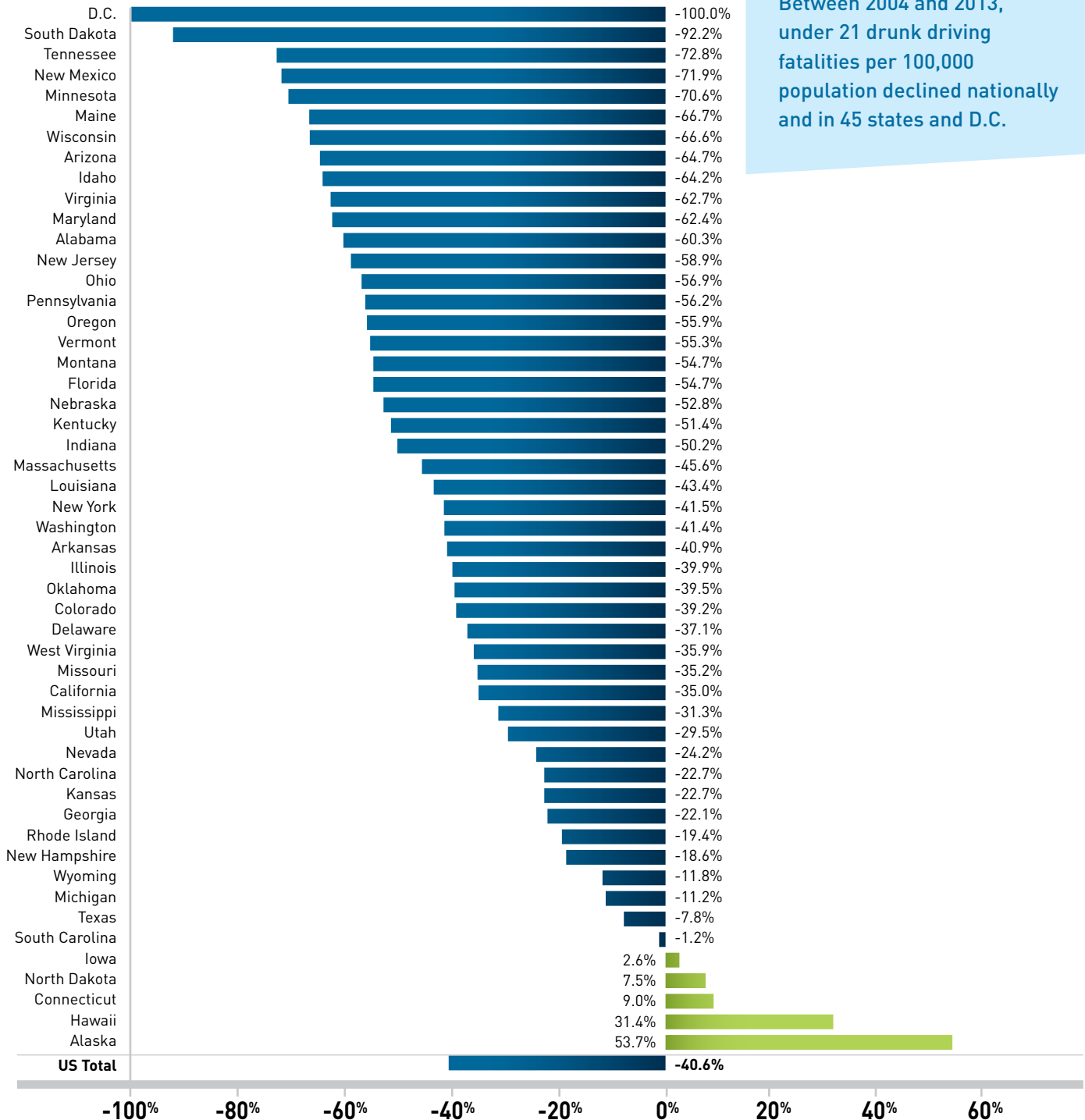
Source: NHTSA, FARS and U.S. Census Bureau, 1/15

Percent Change in Under 21 Drunk Driving Fatality Rates from 2004 to 2013 by State Rank



FOUNDATION FOR
ADVANCING ALCOHOL
RESPONSIBILITY

Between 2004 and 2013, under 21 drunk driving fatalities per 100,000 population declined nationally and in 45 states and D.C.



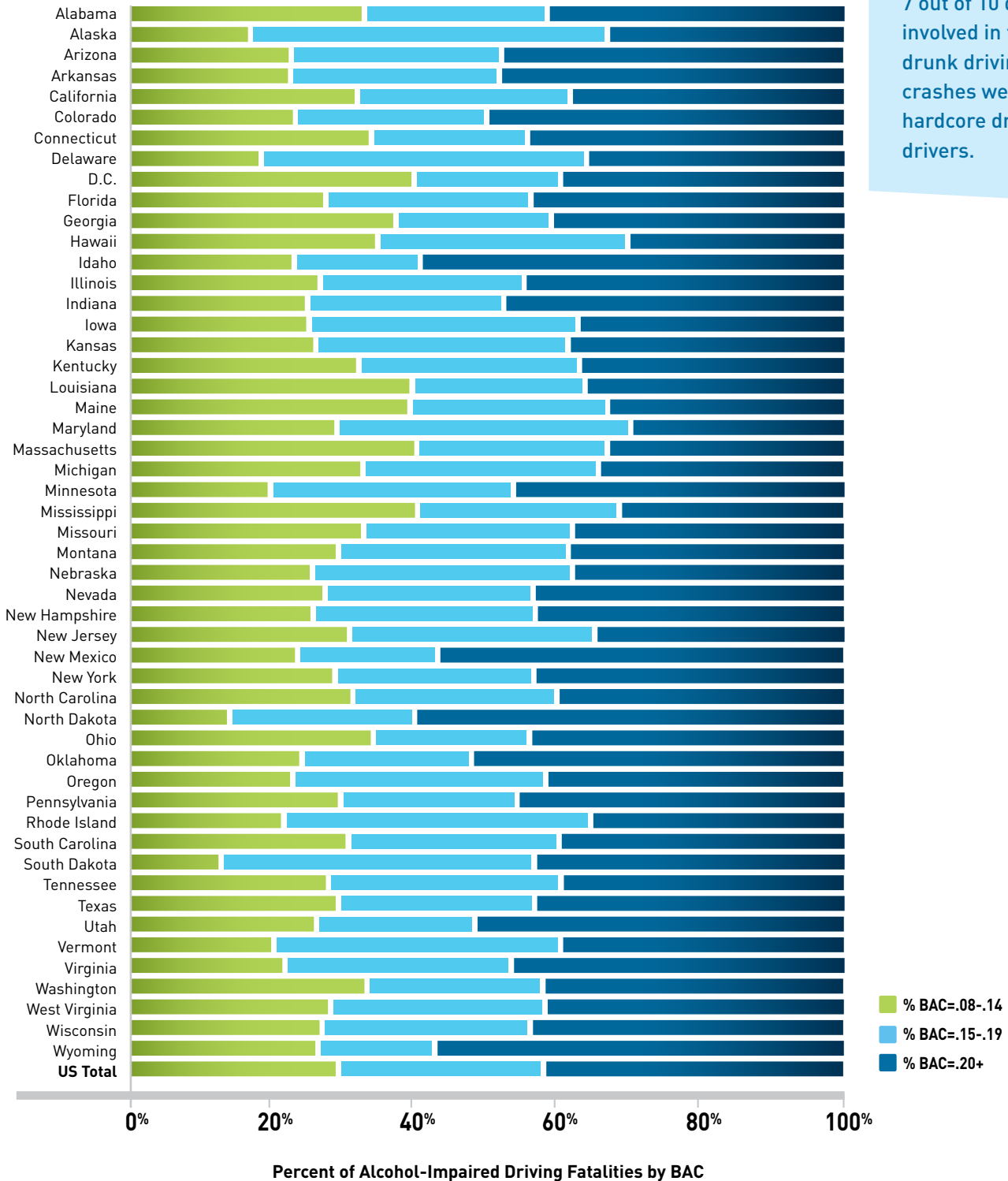
Source: NHTSA, FARS and U.S. Census Bureau, 1/15

2013 Fatal Drunk Driving Crashes by Drivers BAC



FOUNDATION FOR
ADVANCING ALCOHOL
RESPONSIBILITY

7 out of 10 drivers involved in fatal drunk driving crashes were hardcore drunk drivers.



Source: NHTSA, FARS ARF of Drivers with Known BAC, 1/15

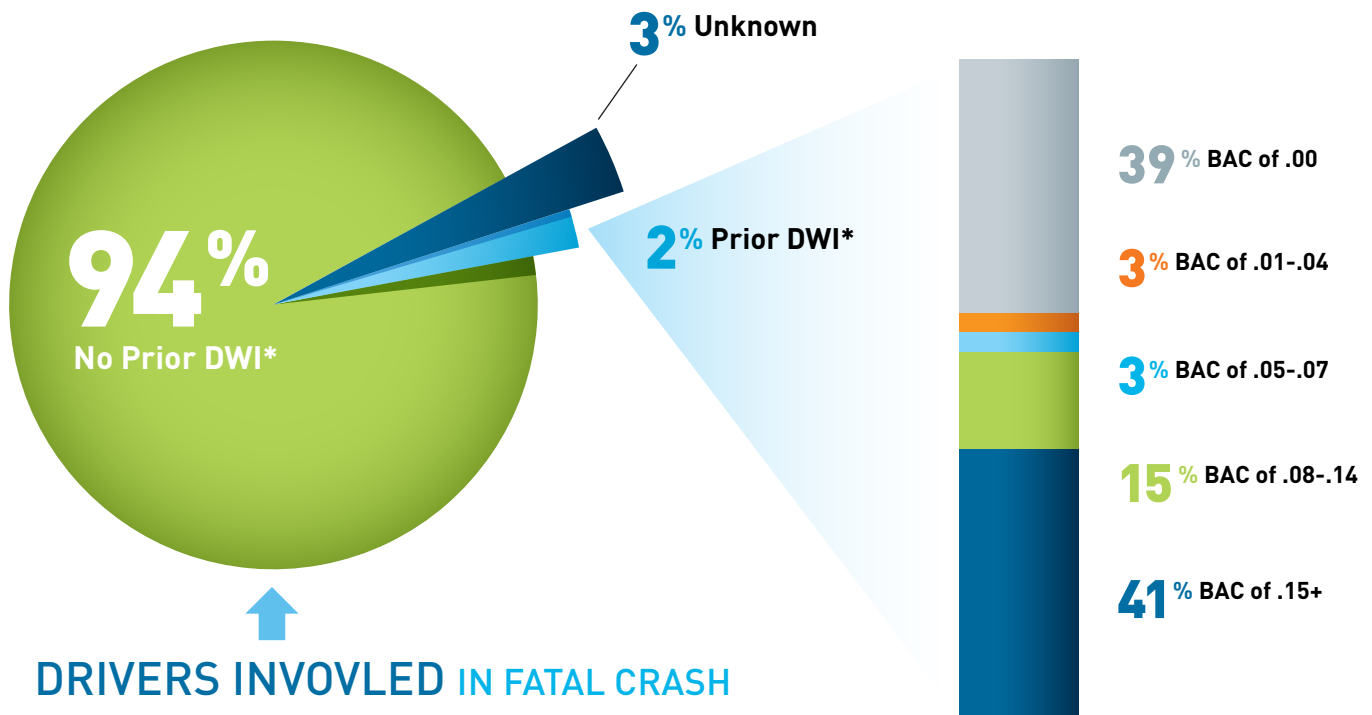
Repeat Offenders Involvement in Fatal Crashes



FOUNDATION FOR
ADVANCING ALCOHOL
RESPONSIBILITY

Four out of ten drivers involved in a fatal crash with a prior DWI* also had a high BAC at the time of the crash.

REPEAT OFFENDERS BY BAC LEVEL



Source: NHTSA, FARS, 1/15

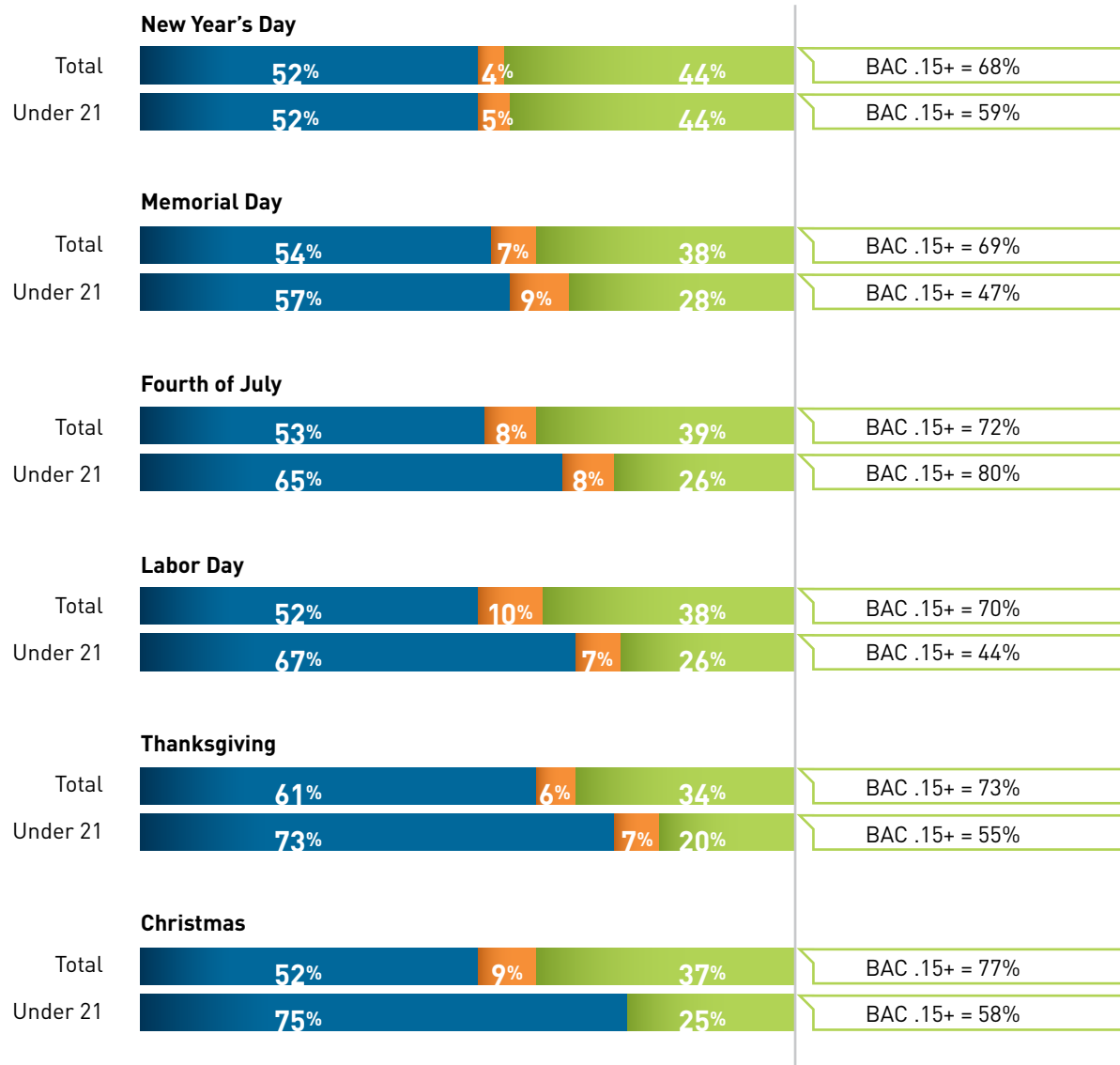
* Prior convictions only for events occurring within 3 years from date of crash. Total may not equal sum of categories due to rounding.

Holiday Traffic Fatalities by BAC



FOUNDATION FOR
ADVANCING ALCOHOL
RESPONSIBILITY


Drunk driving fatalities accounted for 38% of traffic fatalities during the 2013 holidays and drivers with a high BAC were involved in 71% of these drunk driving fatalities.



BAC Level ■ .00 ■ .01-.07 ■ .08+

Source: NHTSA, FARS, 1/15

The number of whole days in the holiday period depends on the day on which the legal holiday falls. Typically, the period is 6 p.m. the night before until 5:59 a.m. the day after the holiday. Total may not equal sum of categories due to rounding.



The information presented in this report is drawn from several databases maintained by government agencies, including the National Center for Statistics and Analysis (NCSA) of the National Highway Traffic Safety Administration (NHTSA), which compiles crash data from the Fatality Analysis Reporting System (FARS), and the U.S. Census Bureau of the U.S. Department of Commerce. This report reflects data from 1982 to the present utilizing NHTSA's multiple imputation method for estimating missing information about BAC levels for persons involved in fatal crashes, thus allowing for improved reporting of alcohol involvement statistics at any BAC level. The U.S. Census Bureau publishes state resident population estimates which were used in this report.



FOUNDATION FOR
ADVANCING ALCOHOL
RESPONSIBILITY



responsibility.org/blog



twitter.com/goFAAR



facebook.com/goFAAR



youtube.com/goFAAR



instagram.com/go_FAAR



flickr.com/goFAAR



pinterest.com/goFAAR



responsibility.org/get-the-facts



BACARDI U.S.A., INC.

Beam SUNTORY



BROWN-FORMAN



Constellation Brands

DIAGEO



EDRINGTON



Pernod Ricard USA

2345 Crystal Drive
Suite 710
Arlington, VA 22202
202-637-0077

RESPONSIBILITY.ORG